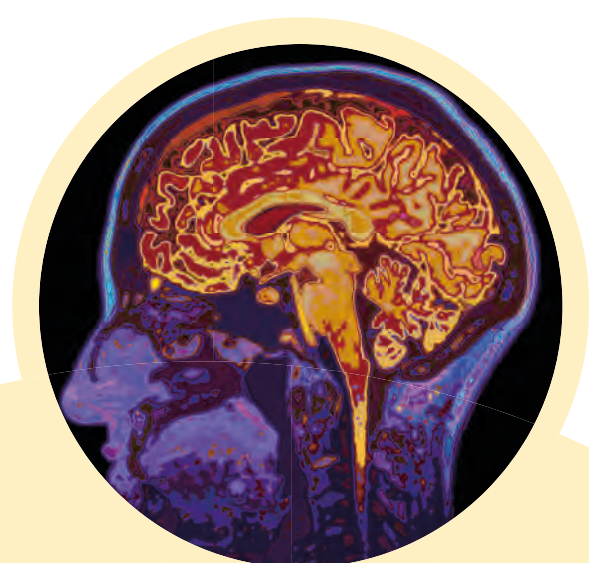
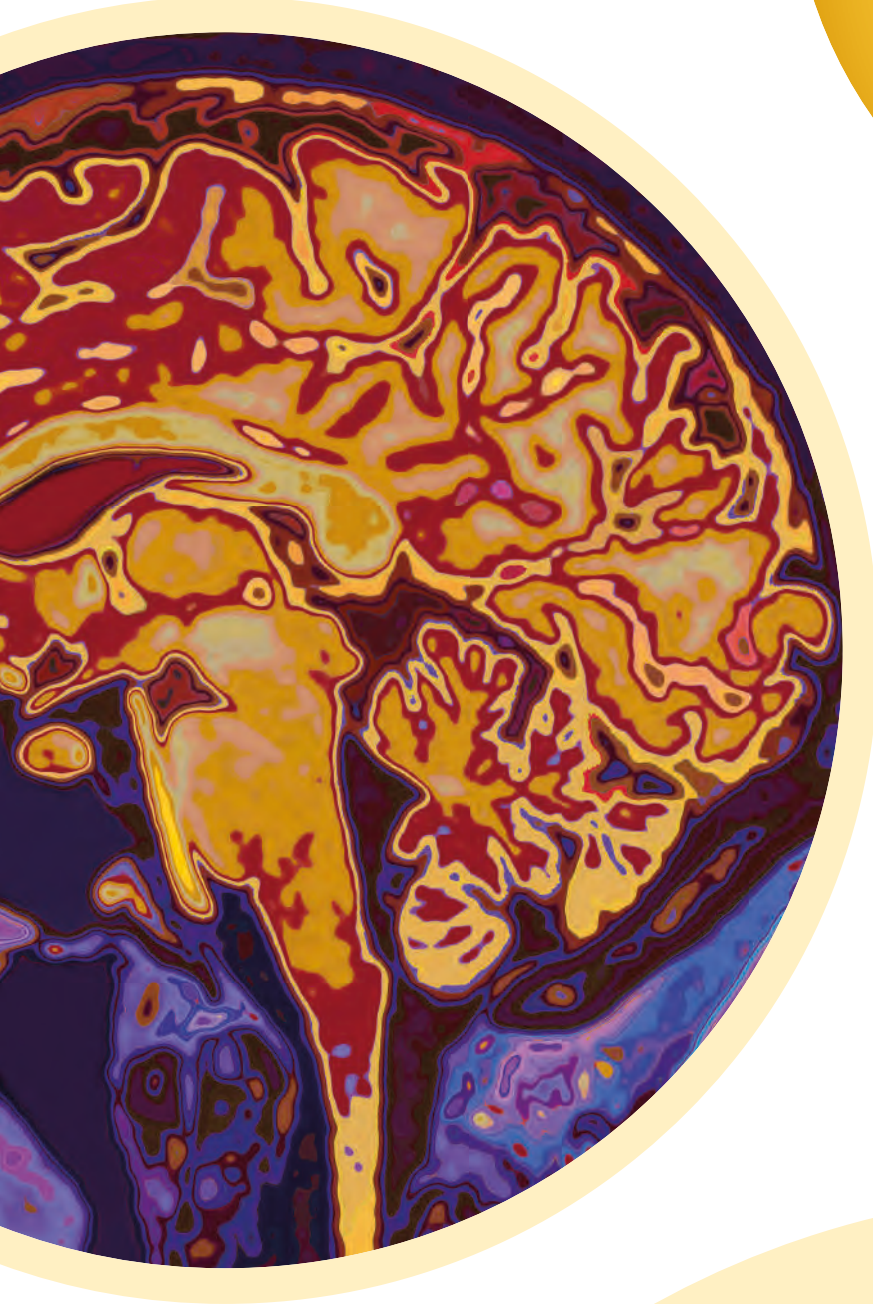


MED (TRON)[®] AG
GERMANY



Essential for contrast

Accutron[®] Injectors for Magnetic Resonance Imaging



Clinical improvements

- Keep-Vein-Open (KVO) software feature helps to maintain vascular access during longer imaging procedures
- Compatibility with select pre-filled syringes helps to support improved hygiene and reduced risk of contamination



Operating improvements

- Wireless and mobile configuration provides flexibility by eliminating barriers; such as nearby power requirements and/or cable installations
- Can be used with two remote controls so that one injector is shared between two MR examination rooms



Financial improvements

- Wireless and mobile configuration reduces costly installation expenses without power requirements and/or cable installations
- Increased patient throughput with pre-filled syringes; leading to potentially increased revenue

Accutron® MR

The mobile MRI specialist

Model MR880

The Accutron® MR is designed for precisely dosed injections of contrast medium (CM) and saline solution (NaCl). The Accutron® MR has two injection units which can be controlled independently of each other. The contrast medium can be customized to each patient and delivered accurately with NaCl, depending on the application.

Easy filling

Automatic filling or manual filling with variable speed

Filling speed: 1 – 5 ml/s

Optimized tube systems with check valves

Mindful workflow

KVO function ensures that access to the vein is maintained during long examinations

Injection can be interrupted at any time and continued if needed

Wireless & mobile

Mains supply independent thanks to high-output rechargeable batteries

Input voltage charger:
100 – 240 V, 50 – 60 Hz

Power consumption charger < 160 VA

Hygienic design

Tough, stable and light aluminum casing

Easy to clean and hygienic

Total weight: 37 kg



Disposable recommendations

Single use

Article number

1 x ELS 65 ml syringe	316065-000
1 x ELS 200 ml syringe	316026-000
1 x dual head coiled patient line	317104-000
1 x mini spike	319099-100
1 x standard spike for NaCl	319095-100

or choose one of our pre-assembled kits:

MR set ELS 65 ml	317602-000
MR kit ELS 65 ml*	317604-000

*for use with contrast pre-filled syringes

Multiple Use

2 x ELS 200 ml MU syringe	314626-100
1 x double head 8 hr tube system	314100-100
1 x vented spike	314095-100
1 x coiled pat. line w/valve 150 cm	318214-000

200 ml each

Maximum injection volume

Double Head / Double Syringe

21 bar

Max. injection pressure¹

80

Injection profiles

6

Phases²

0-255s

Injection, phase & scan delay

0.5 ml

KVO, every 2 mins

0.1-10 ml/s

Flow rate³

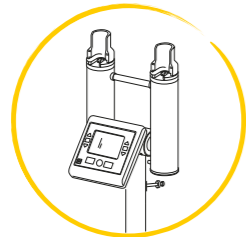
1-5 ml/s

Filling speed CM/NaCl⁴

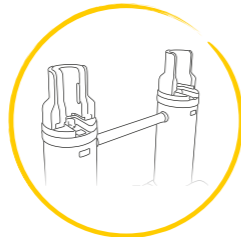
Specifications

highlighted

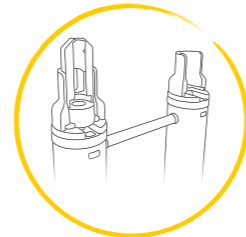
Additional highlights & options



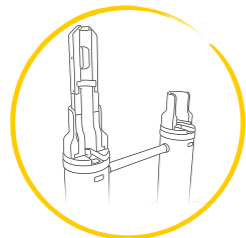
Double Head Receptacles



Adapter 64 ml ELS NaCl⁵



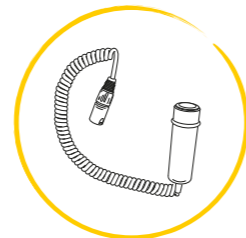
Adapter D for Pre-filled Syringes⁵



Adapter M for Pre-filled Syringes⁵



Remote Touch Screen



Hand Switch



Compatible up to

3 Tesla

Can be positioned up to 1000 Gauss line

1. 21 bar maximum injection pressure. 5-21 bar, increment in 1 bar
2. 1 to 6 phases
3. 0.1 to 10 ml/s, programmable in 0.1 ml/s increments

4. Programmable in 1 ml/s increments
5. Adapter differs from pictured and is for the option "empty syringe" (64 ml NaCl); Adapter & Software Option for Pre-filled Type D: Dotarem, ProHance, Clariscan, Magnevist, Gadovist & Omniscan; Software Option for Pre-filled type M: Multihance

Single-Use

Disposables

Uncompromising Safety

Complies with the strictest hygiene rules worldwide. Contamination risks reduced to a minimum.

Efficiency in your work

Unequivocal efficiency when changing the disposable set after each patient. An ideal solution for departments with reduced workloads or those which have only a few daily examinations using contrast media.



Multiple Use

Interested in multiple use disposables for MR? If so, please check out our full product catalog online at medtron.com for MR multi-use disposables.



Pediatric MR

Pediatric MR imaging faces complex challenges such as minimal flow rate requirements, extremely fragile veins as well as optimal contrast volume selection and delivery.

Accutron® MR & MR3 are both ideal for pediatric imaging because they provide precise injection volume and flow rates with decimal increments allowing for careful administration of the contrast media dose.

It is especially critical in pediatric MR imaging where precise comparability with high quality imaging is needed, such as in pediatric cardiac and oncologic imaging.

MR Angiography

Using the dual injection head of Accutron® MR and MR3 for multiple phase protocols allows you to optimize the delivery of contrast for vascular dynamic studies.

This includes flushing the arterial supply with saline to ensure a compact bolus is delivered. It also allows subsequent examinations to be later reproduced with the same protocol.

By simultaneously injecting contrast media and saline solution, it allows for the bolus geometry and peak enhancement to be adjusted as needed when focusing on organ tissue enhancement. For example, to increase the duration of the contrast peak for larger vessel studies.

Clinical Application

focus with Accutron® MR & MR3

Should I use a power injector?

Using power injection is inherently more stable and repeatable with respect to flow rate, timing and duration of injection during a patient examination.

A power injector such as Accutron® MR or Accutron® MR3 makes the quality of imaging more predictable, which ultimately enhances the procedural safety for the patient.

Unfortunately, hand injections are not suitable for repeatability as the variability of flow rate, time and duration are not easily controlled and/or maintained due to the manual variabilities introduced.

MR Mammography

Contrast media perfusion in MR breast imaging requires a high degree of precision coupled with an extremely high necessity for imaging reproducibility. It allows conspicuous lesions with premature and higher grade enhancements to be analyzed. Only a power injector can meet this requirement in earnest.

MR Neuro

Complex vascular changes can be easily visualized via the adjustment of injection parameters on the power injector. As an example, MR stroke imaging requires clearly defined contrast media injection profiles, as they are essential in enabling evaluation of contrast media distribution throughout the brain.



Clinical improvements

- The integrated infusion pump enables simultaneous administration of specific medication needed by some patients to undergo MRI examination
- Enables your clinical application expansion into pharmacological Cardiac MRI stress tests



Operating improvements

- Wireless and mobile configuration provides flexibility by eliminating barriers; such as nearby power requirements and/or cable installations
- Functions with select pre-filled syringes to increase throughput via quick use and improved patient turnaround times



Financial improvements

- Integrated infusion pump eliminates the need to purchase a separate MR compatible infusion device
- Wireless and mobile configuration without power requirements and/or cable installations reduces costly installation expenses

Accutron® MR3

The master of multi-tasking

Model MR882

The Accutron® MR3 is designed for precisely dosed injections of contrast medium (CM) and saline solution (NaCl) as well as for the infusion of fluids. The Accutron® MR3 has an injection unit with three drive units which can be controlled independently of each other. The third drive in the injection unit, the so-called infusion pump, is used for the infusion of fluids. You can create both pure infusion phases and pure injection phases as well as combined phases with injection and infusion steps in a profile.

Easy filling

Automatic filling or manual filling with variable speed

Filling speed: 1 – 4 ml/s

Optimized tube systems with check valves

Mindful workflow

KVO function insures that access to the vein is maintained during long examinations

Injection can be interrupted at any time and continued if needed

Pre-filled syringes can be used

Wireless & mobile

Mains supply independent thanks to high-output rechargeable batteries

Input voltage charger
100 – 240 V AC, 50 – 60 Hz

Power consumption
charger < 140 VA

Hygienic design

Tough, stable and light aluminum casing

Easy to clean and hygienic

Total weight: 41 kg



Disposable

recommendations

Single use

Article number

1 x ELS 65 ml syringe	316065-000
1 x ELS 200 ml syringe	316026-000
1 x dual head coiled patient line	317104-000
1 x mini spike	319099-100
1 x standard spike for NaCl	319095-100

or choose one of our pre-assembled kits:

MR set ELS 65/200ml	317603-000
---------------------	------------

(For the infusion unit, please use your standard infusion syringe.)

64 ml contrast
 Maximum injection volume
 200 ml NaCl / 50 ml infusion pump

21 bar

Max. injection pressure¹

80

Injection profiles

6

Phases²

1-255s

Phase delay³

1 ml

KVO, every 2 mins

0.1-10 ml/s

Flow rate⁴

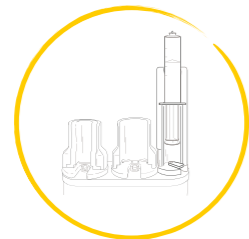
1-4 ml/s

Filling speed CM/NaCl⁵

Specifications

highlighted

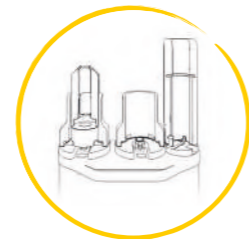
Additional highlights & options



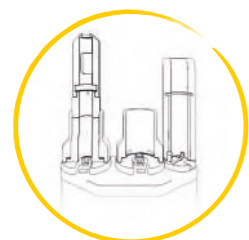
Integrated Infusion Pump



Adapter 64 ml ELS NaCl⁶



Adapter D for Pre-filled Syringes⁶



Adapter M for Pre-filled Syringes⁶



Remote Touch Screen



Compatible up to

3 Tesla

Can be positioned up to 1000 Gauss line

1. 21 bar maximum injection pressure. CM/NaCl 5-21 bar, increment in 1 bar; Infusion 1.3 bar max.
 2. 1 to 6 phases
 3. Injection delay: 0.1 to 600 s

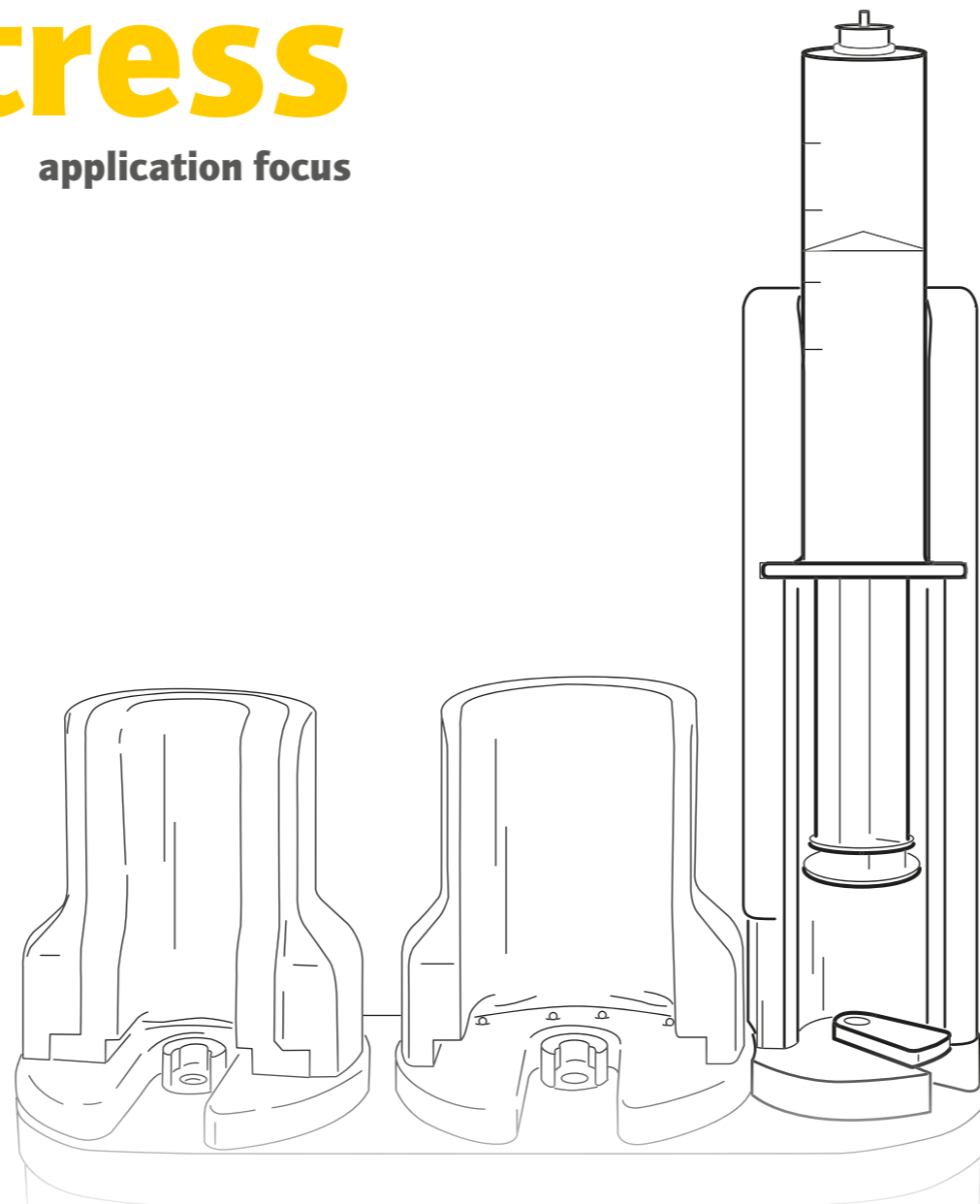
4. 0.1 to 10 ml/s, programmable in 0.1 ml/s increments; Flow Rate infusion pump: 0.001 - 30 ml/min, prog. in 0.001 ml/min increments
 5. Programmable in 1 ml/s increments
 6. Adapter differs from pictured and is for the option "empty syringe" (64 ml NaCl); Adapter & Software Option for Pre-filled Type D: Dotarem, ProHance, Clariscan, Magnevist, Gadovist & Omniscan; Software Option for Pre-filled type M: Multihance

Cardiac Stress

application focus

Accutron® MR3 is a dual head dual syringe contrast media injector with a third syringe unit operating as a dedicated infusion pump specifically indicated for MR Stress test imaging. An MR stress test is a chemical induced stress imaging examination of the heart using a pharmaceutical agent such as Adenosine or Dobutamine.

These agents simulate the effects of exercise in patients thereby causing the coronary arteries to dilate. This dilation with contrast media allows the visualization of the heart muscle not receiving enough blood supply i.e., ischemia. In addition, Accutron® MR3 software features MPRO Assist which helps guide you during set-up for the optimal injection and infusion rates.



Guided Assistance

Patient based profile assistant (MPRO) generates the optimal injection and infusion protocol based upon established criteria helping you to be more efficient in your daily workflow.

Infusion Pump

The integrated infusion pump provides for continuous infusion of diagnostic medication during an MR scan. It also features bolus functionality and is ideal for MRI Stress testing.

Remote Control

Offers a comprehensive view to monitor the medication infusion and contrast injection phases. It also provides complete remote operational control including parameter adjustment and injection from the scanner control room.



MEDTRON AG is a global medical technology company and a leading European manufacturer of state-of-the-art contrast medium injectors.

MEDTRON AG

Give us a call or write to us!

Team DACH:

Germany, Austria, Switzerland
Tel.: +49 (0)681-97017-72
Fax: +49 (0)681-97017-60
sales.dach@medtron.com

Team International 1:

W/S-EMEA, LATAM, Africa, APAC
Tel.: +49 (0)681-97017-26
Fax: +49 (0)681-97017-20
sales.int1@medtron.com

Team International 2:

E-Europe, CIS
Tel.: +49 (0)681-97017-63
Fax: +49 (0)681-97017-20
sales.int2@medtron.com

Service:

Tel.: +49 (0)681-97017-83
Fax: +49 (0)681-97017-85
service@medtron.com



Medtron AG | Hauptstrasse 255 | 66128 Saarbruecken, Germany

Tel: +49 (0)681-97017-0 | Fax: +49 (0)681-97017-20 | info@medtron.com

Visit us online at medtron.com